

# CORPORATE DATA

## Company overview

<b>Company name</b>	EBARA JITSUGYO CO., LTD.
<b>Head Office</b>	7-14-1 Ginza, Chuo-Ku, Tokyo JAPAN
<b>Month of foundation</b>	November 1946
<b>Line of Business</b>	Manufacturing and sales of environment related products. Engineering operation for waterworks and sewerage. Sales of industrial machines (pumps, air-conditioning/heating and cooling equipment, etc.).
<b>Paid-in capital</b>	1,001.4 million 6,250 yen (As of 31st December, 2020)
<b>Stock Exchange Listing</b>	Section 1st of the Tokyo Stock Exchange
<b>Book closing date</b>	31st December
<b>Banks</b>	Mizuho Bank Ginza Dori Branch MUFG Bank Nihonbashi-Chuo Branch Sumitomo Mitsui Trust Bank Shiba Office
<b>Number of Employees</b>	545 (As of 31st December, 2020)

## Company network

### Head Office

7-14-1, Ginza, Chuo-ku, Tokyo 104-8174  
TEL. (03)5565-2881 FAX.(03)5565-2894

### R&D Laboratory

2-3-10, Kuriki, Asao-ku, Kawasaki-shi, Kanagawa 215-0033  
TEL. (044)980-0360 FAX.(044)980-0361

### Environmental Measuring Instrument Technology Center

2-3-12, Kuriki, Asao-ku, Kawasaki-shi, Kanagawa 215-0033  
TEL. (044)981-0560 FAX.(044)981-0561

### Kazusa Production & Technical Center

3-5-1, Kazusakamatarai, Kisarazu-shi, Chiba 292-0818  
TEL. (0438)52-3711 FAX. (0438)52-3722

### ZEB (Net Zero Energy Building) Products Business Unit

3-5-1, Kazusakamatarai, Kisarazu-shi, Chiba 292-0818  
TEL. (0438)52-3718 FAX. (0438)52-3719

### Kanto Branch

7-1-4, Kishimachi, Urawa-ku, Saitama-shi, Saitama 330-0064  
TEL. (048)824-0351 FAX. (048)824-0670

### East Kanto Branch

Wakachikuchiba Building, 5-10, Shindencho, Chuo-ku, Chiba-shi, Chiba 260-0027  
TEL. (043)241-8311 FAX. (043)243-9178

### Tokyo Branch

7-14-1, Ginza, Chuo-ku, Tokyo 104-8174  
TEL. (03)5565-5092 FAX. (03)5565-2898

### Kanagawa Branch

Hacchonawate Residence, 26-17, Nisshincho Kawasaki-ku, Kawasaki-shi, Kanagawa 210-0024  
TEL. (044)221-8950 FAX. (044)233-8058

### Shizuoka Branch

2-2-25, Yahata, Suruga-ku, Shizuoka-shi, Shizuoka 422-8076  
TEL. (054)289-3000 FAX. (054)289-2988

### Osaka Branch, Kansai Sales Office

Hiranomachi-chuo Building, 3-2-13, Hiranomachi, Chuo-ku, Osaka-shi, Osaka 541-0046  
TEL. (06)6231-3171 FAX. (06)6231-2929

### North Tohoku Sales Office

Morioka Fukoku Seimei Building, 15-19, Moriokaekimaedori, Morioka-shi, Iwate 020-0034  
TEL. (019)625-7002 FAX. (019)625-7004

### Tohoku Sales Office, Tohoku Operating Office

K2 Odakyu Building, 2-3-7, Uesugi, Aoba-ku, Sendai-shi, Miyagi 980-0011  
TEL. (022)261-2621 FAX. (022)261-2623

## History

<b>Nov.1946</b>	Ebara Industry Co., Ltd. was founded at Kyobashi-ku (current Chuo-ku) Tokyo to market pneumatic and hydraulic machinery and other machinery.
<b>Jul.1950</b>	Concluded agency agreement with Ebara Corporation, on marketing pneumatic and hydraulic machinery.
<b>Dec.</b>	Constructed Minemachi Factory in Ota-ku Tokyo and started offering machine installation services and piping arrangement services.
<b>Jun.1952</b>	Changed company name to Ebara Jitsugyo Co., Ltd.
<b>Oct.1985</b>	Separated Minemachi Factory from the Ebara Jitsugyo Co., Ltd. and established Ebajitsu Co., Ltd.
<b>Nov.1998</b>	Listed its stock with Japan Securities Dealers Association.
<b>Feb.2001</b>	Listed its stock with Second Division of Tokyo Stock Exchange.
<b>Mar.2004</b>	Listed its stock with First Division of Tokyo Stock Exchange.
<b>Mar.2016</b>	Transitioned to a Company with an Audit and Supervisory Committee.

### Ibaraki Sales Office

Daiyon-yoshimura Building, 3-2-7, Ninomiya, Tsukuba-shi, Ibaraki 305-0051  
TEL. (029)860-5280 FAX. (029)860-5285

### Gunma Sales Office

Bunkyo Building, 4-18-22, Bunkyocho, Maebashi-shi, Gunma 371-0801  
TEL. (027)223-7690 FAX. (027)223-7693

### Yokohama Sales Office

Fujimicho Building 403, 1-1, Fujimicho Naka-ku, Yokohama-shi, Kanagawa 231-0037  
TEL. (045)260-6541 FAX. (045)260-6542

### Yamanashi Sales Office

Arrows Building, 2-21-6, Takara, Kofu-shi, Yamanashi 400-0034  
TEL. (055)231-8866 FAX. (055)231-8867

### Fuji Sales Office

Fuji Nishikicho Building, 1-14-26, Nishikicho, Fuji-shi, Shizuoka 417-0045  
TEL. (0545)52-6676 FAX. (0545)52-6093

### Chubu Sales Office

Denpagakuen Kanayama Daiichi Building, 1-7-5, Kanayama-cho, Atsuta-ku, Nagoya-shi, Aichi 456-0002  
TEL. (052)212-5220 FAX. (052)212-5221

### Kyushu Sales Office

Yakuin AM Building, 3-13-23, Yakuin, Chuo-ku, Fukuoka-shi, Fukuoka 810-0022  
TEL. (092)555-7316 FAX. (092)555-7362

### Sapporo Operating Office

Owada Building, 7-3, kitaichijonishi, Chuo-ku, Sapporo-shi, Hokkaido 060-0001  
TEL. (011)272-7075 FAX. (011)272-7076

### Tochigi Operating Office

Kyowa Building, 2-14-17, Ekiminamicho, Oyama-shi, Tochigi 323-0822  
TEL. (0285)38-8070 FAX. (0285)38-8078

### Seisho Operating Office

Tomoe Building, 1-7-30, Tomoe, Chigasaki-shi, Kanagawa 253-0056  
TEL. (0467)55-9960 FAX. (0467)55-9961

### Niigata Operating Office

Maxwell Meike 205, 4-18-18, Meike, Chuo-ku, Niigata-shi, Niigata  
TEL. (025)384-4560 FAX. (025)384-4561

### Hiroshima Operating Office

Hiroshima Eight Building, 15-3, Higashikaniyacho, Higashi-ku, Hiroshima-shi, Hiroshima 732-0055  
TEL. (082)263-6450 FAX. (082)263-6538

### Nagaoka Production Control Office

1-9-1, Kaminozokimachinishi, Nagaoka-shi, Niigata 940-2034  
TEL. (0258)21-4447 FAX. (0258)21-4448

## Consolidated subsidiary

### EBAJITSU CO., LTD.

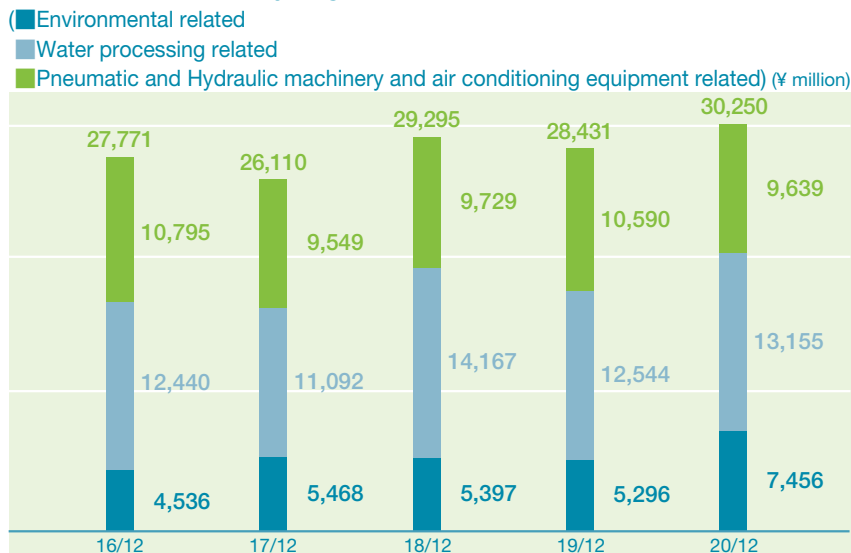
4-18, Kitaminemachi, Ota-ku, Tokyo 145-0073  
TEL.(03)3720-4161 FAX. (03)3720-4166

### EBARA JITSUGYO POWER CO., LTD.

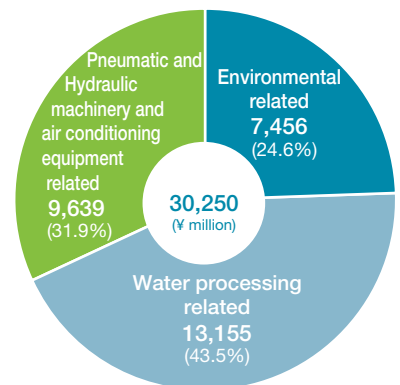
3-5-1, Kazusakamatarai, Kisarazu-shi, Chiba 292-0818  
TEL. (0438)52-3710 FAX. (0438)52-3716

# FINANCIAL DATA (Consolidated Bases)

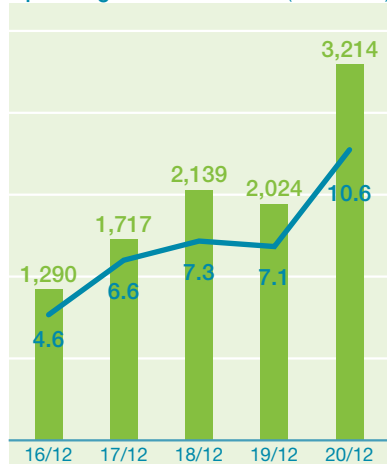
## Historical sales Data by Segment



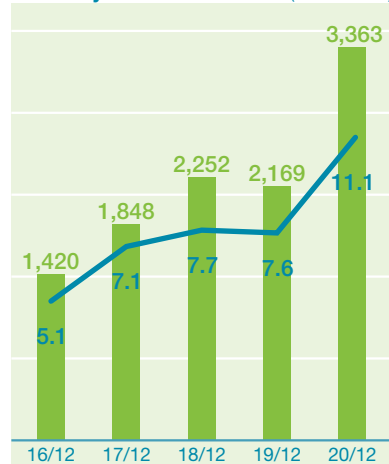
## Percentage of sales (Dec, 2020)



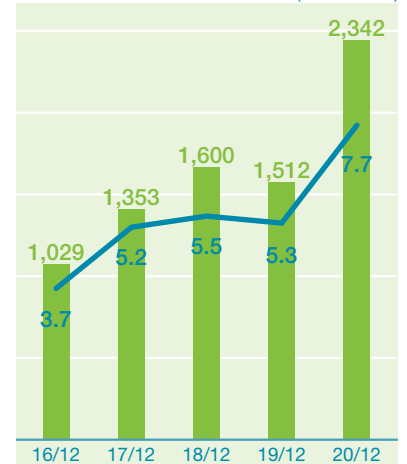
## Operating income (■) Operating income ratio (→) (¥ million/%)



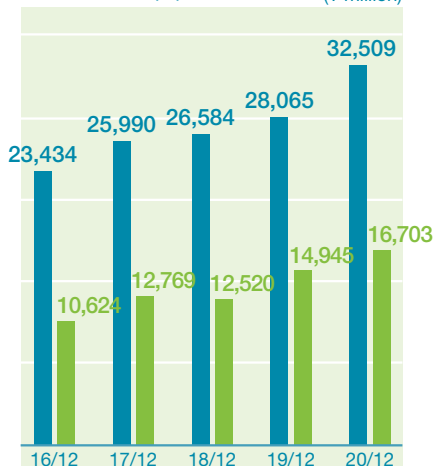
## Ordinary income (■) Ordinary income ratio (→) (¥ million/%)



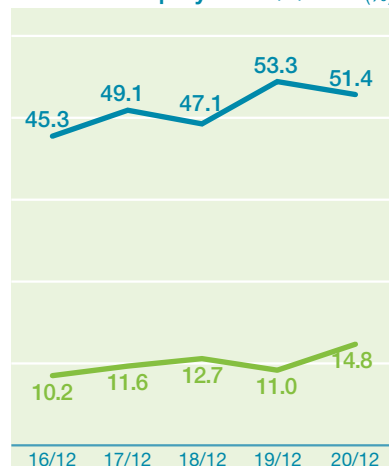
## Net income attributable to owners of parent (■) Net income attributable to owners of parent ratio (→) (¥ million/%)



## Total assets (■) Net assets (■) (¥ million)



## Equity ratio (→) Return on equity ratio (→) (%)



## Net assets per share (■) Basic earnings per share (→) (¥)

